


Drawing Games

Drawings can be hard to start. Taking inspiration from the abstract designs of artists Bice Lazzari and Eugenio Carmi in our Italian Threads: MITA Textile Design 1926-1976 exhibition here are some drawing games to help you get pen to paper. Once you've had a go, try and design your own set of rules for yourself and others to try.



Eugenio Carmi, Design for Abstraction Fabric, 1954



Bice Lazzari, Rug Design, 1954

You will need

Ruler

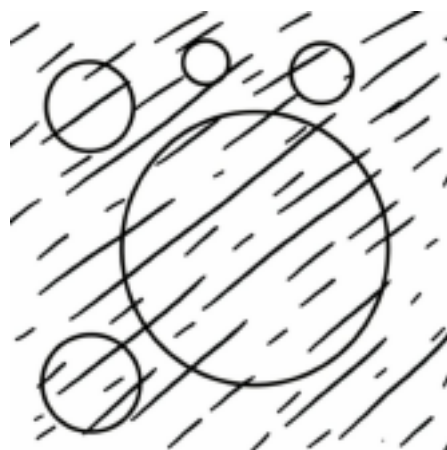
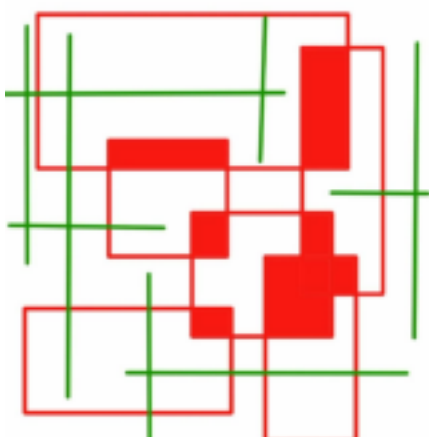
Surface to draw on

Something to draw with


You could also try using a free drawing app (we used Sketchbook which you can get on smart phone, tablets and computers)

Start drawing following these rules...



- 1) Only draw boxes and vertical and horizontal lines. The boxes must be coloured in when they overlap.
- 2) Draw only diagonal lines going one direction and circles.



- 3) Draw two continuous lines in 2 colours. You could try this one in pairs!
- 4) Draw one continuous line that can only travel vertically or horizontally.



- 4) Draw only vertical lines and horizontal lines that have to travel along them.
- 5) Draw only vertical lines on a coloured background.



Create your own rules for drawing

How many people should play?

What tools should be used?

What colours or kinds of marks are allowed? e.g. wiggly lines or straight lines?

How long should the drawing take? Two seconds or should it be worked on all week?

What material should they use to draw on?