



Shadow Capture

Giuditta Scalini (1912-1966) is the only woman represented in the Estorick Collection. Her sculpture Acrobats always casts a wonderful shadows on our gallery walls. Capture the shadows around your home or outside on a piece of paper or object to create a live film.




Giuditta Scalini, Acrobats, 1950

- 1) Find a piece of paper.
- 2) Keep it flat, fold creases into it or crumple it to create different textured surfaces.



- 3) Treat this surface as your film screen.

4) Carry it around your house or outside and catch the shadows on the paper.



5) Enjoy the shapes and movements you find as you move around.

6) Try moving at different speeds and hold the paper at different angles.

7) Use a phone to video or photograph your live film footage.

Top Tip: Repeat the activity at different times of the day

Experiment: Use different objects as your film canvas or draw on the paper for the shadows to interact with.

Further Activities

- Rest the paper on a clipboard or book and trace the shadows on to the paper
- Create a sculpture or collect objects and trace their changing shadows.
- Record a soundtrack to your film or select a song.