

## Fortunato Depero Pictures

Fortunato Depero (1892-1960) was a Futurist painter, sculptor, writer and graphic, interior, costume and stage designer. He often used geometric shapes to design playful characters and pictures. Follow the instructions below to make your own set of geometric shapes and see what different pictures and characters you can create.



- 1) Find some recycled card and cut out different geometric shapes- squares, triangles, circles, etc. See the last page for some examples of basic geometric shapes.



- 2) Colour in the shapes or fill them with patterns.




3) Arrange to make a character, picture or pattern.




**Top Tip:** Some recycled cartons are nice colours and silver inside!

**Explore:** Have a go at making bigger shapes using recycled cardboard boxes.


**Estorick** Collection  
of modern italian art



**SQUARE**



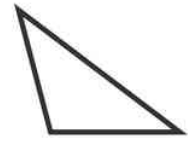
**CIRCLE**



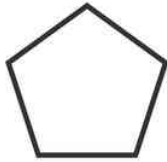
**TRIANGLE**



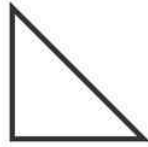
**RECTANGLE**



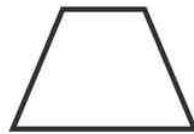
**SCALENE**



**PENTAGON**



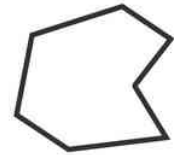
**RIGHT**



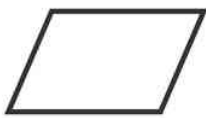
**TRAPEZE**



**KITE**



**POLYGON**



**PARALLELOGRAM**



**ELLIPSE**



**TREFOIL**



**STAR**



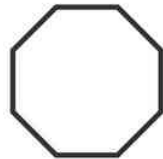
**SEMICIRCLE**




**HEXAGON**




**CRESCENT**



**OCTAGON**



**CROSS**



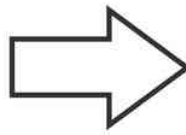
**RING**



**PIC**




**HEART**



**ARROW**



**QUATREFOIL**



**RHOMBUS**